



Egyptian Council for Sustainable Development
Conseil Égyptien pour le Développement Durable
المجلس المصري للتنمية المستدامة



A 82, El Merghany St.,
6th floor, Heliopolis,
11341 Cairo, Egypt

T +202 2291 3675
+202 2291 4975

F +202 2291 7075

TRADE MISSION CROATIA & SLOVENIA

9th May - 13th May 2016

THE EGYPTIAN COUNCIL FOR
SUSTAINABLE DEVELOPMENT (ECSD) AS A
NON-FOR-PROFIT, NON-GOVERNMENTAL
ORGANIZATION IS COMMITTED TO
FOSTER THE ECONOMIC AND BUSINESS
RELATIONS BETWEEN EGYPT AND
COUNTRIES WITH NO JOINT BUSINESS
COUNCILS/CHAMBERS TO PROMOTE
THEIR ACTIVITIES IN EGYPT. ECSD WORKS
ON ENHANCING BILATERAL ECONOMIC
AND BUSINESS RELATIONS THROUGH
INTRODUCING NEW MARKETS AND
BUSINESS OPPORTUNITIES TO ENSURE
SUCCESSFUL WIN-WIN COLLABORATIONS.

CONTENT

MESSAGE FROM THE CHAIRMAN	03
FORMATION AND OBJECTIVES	04
ECSD ACTIVITIES	05
AGENDA	06
FIRST DESTINATION CROATIA	08
SECOND DESTINATION SLOVENIA	22
PARTICIPANTS' COMMENTS	62
PARTICIPANTS	65
MEDIA COVERAGE	66
PHOTO GALLERY	72



MESSAGE FROM THE CHAIRMAN

When the Egyptian Council for Sustainable Development was first launched, the basic idea behind it was enhancing the development of economic and trade relations with the non-traditional markets of Eastern Europe as well as exploring new investment opportunities and opening new business outlets before the Egyptian exports.

With this same concept we kicked off our fourth business mission heading to Slovenia and Croatia, two important countries in Europe, with immense opportunities for cooperation, wide spectrum of products and a diverse of advanced channels of business where Egypt can benefit from.

The visit came after a good study to those important markets in order to achieve the desired results, and already we can sense potential fruits coming the way. The Egyptian delegates met with Croatian and Slovenian businessmen, counterparts and government officials. Discussions covered investment opportunities in the fields of industry, maritime, shipbuilding, mining and other sectors.

We have witnessed during the visit a positive response from the Croatian and Slovenian sides, and we are looking forward to upcoming follow up visits to complete the discussions, and build on what we have started especially with the important occasion of the expected visit of the Slovenian President to Egypt by the end of 2016, accompanied by a business delegation comprising business leaders to discuss possible cooperation and joint investment opportunities between our countries.

As a business platform, we have knocked the doors of new markets, and we are confident that these markets have the willingness and eagerness to cooperate with Egypt, but we have to keep the communications and follow up vibrant all the time to achieve results and share success stories in the near future.

Mohaz Raslan

FORMATION & OBJECTIVES

For the fourth time in a row the Egyptian Council for Sustainable Development (ECSD) is contributing towards enhancing bilateral trade relations between Egypt and countries abroad. After three successful trade missions to Georgia and Armenia, Belarus and Lithuania, Finland and Estonia the initiative continued this year with a new mission to Croatia and Slovenia.

The initiative to organize trade missions, which originated by the Egyptian Council for Sustainable Development (ECSD) was launched in 2013 as a non-profit NGO committed to foster the relations between Egypt and other countries, especially those that do not have joint business councils with Egypt.

Through it, the ECSD aims at opening nontraditional markets before the Egyptian products through organizing promotional missions, holding meetings and events to revitalize investments, hence support Egyptian exports as well as help raise growth rates.

ECSD aims to aid its members discover and penetrate these promising markets and through its activities it acts as a catalyst for transformation in international trade and investment relations with Egypt.

ECSD ACTIVITIES

Events

ECSD hosts more than 12 monthly events throughout the year presenting a great networking opportunity to interact with prominent figures from different business sectors. Events include luncheons, dinners and roundtable discussions.

Business and economic conferences or breakfast briefings can be organized on the occasions of visiting dignitaries and officials to Egypt to meet with government officials and the business community.

Foreign delegations

ECSD is delighted to meet and organize events with different delegations visiting Egypt. Upon coordinating with related embassies, ECSD can organize those events with an aim to increase trade and investment opportunities as well as providing awareness and exploring new business opportunities.

One-on-one Business Meetings

ECSD can work closely with the related embassies to hold one-on-one business meetings, with premium business counterparts. Those meetings serve to introduce new companies to rapidly expanding business markets, presenting the private sector's business visions and exploring potential areas of cooperation.


Trade Missions

ECSD Trade missions to other countries represent a cornerstone of ECSD's proactive approach. These missions incorporate the Egyptian community from various sectors. There are also representatives of different concerned ministries and government officials. The goal of our missions is to portray the business atmosphere in Egypt to abroad, and vice versa, in order to find approaches to increase bilateral trade.

Trade Missions' objectives

- Update the government officials, policy makers, think tanks as well as the business community in the visited countries with the recent economic, administrative and political changes taking place in Egypt in an attempt to explore potential sectors of cooperation.
- Promote Egypt's success and recent government incentive packages in order to support investment in Egypt.
- Exchanging experience with the counterparts in the visited countries.
- Developing a positive exchange of culture and research to boost trade and investment relations.

FIRST DESTINATION
CROATIA





MESSAGE FROM THE AMBASSADOR OF CROATIA

EMBASSY OF THE REPUBLIC OF CROATIA - CAIRO

THE CANADA – EGYPT BUSINESS COUNCIL, AND THE EGYPTIAN COUNCIL FOR SUSTAINABLE DEVELOPMENT

Dear members of the Canada- Egypt Business Council and the Egyptian Council for Sustainable Development,

The Republic of Croatia and the Arab Republic of Egypt have been developing close, friendly relations over the past quarter of century. These relations lean on centuries of common ties between their peoples, having in view that both of them belong to the Mediterranean, where both states are particularly contributing to the overall peace, stability and progress.

Croatia's membership of the European Union significantly adds to the long time connections.

Our two countries have been developing their relations in all fields- political, cultural economic and other, many things have been achieved, but there is much more to be wished.

For instance, the value of the mutual trade averages in the past years at about 100 million dollars, and in each year there is a growth of Egyptian exports. Last year the trade was valued at around 130 million dollars. But the trade rested on the import and export of goods that are exchanged for decades. This only proves that, through concerted efforts, the trade could be enriched with many goods and services. The establishment of the five years ago agreed Joint Business Council would be very valuable in this context. Having in view the geographic position. The two countries could serve as each other's hubs for trade with the wider – On one side- European, on the other – African and Arab markets.

Tourism exchanges and cooperation is another field that is on a level far from meeting the expectations. Croatian flagship industries, like shipbuilding, electrical / electronic, rolling –stock or food and other could be interesting for Egyptian partners. Higher forms of economic cooperation, like joint investments in either countries or in third countries should be explored and realized.

The best way to develop trade and economic cooperation is when interested businesspeople take the initiative, meet their colleagues and invest their time and energy for the mutual benefit. That is why the Croatian Embassy in Cairo and I have been very glad to receive the suggestion for arranging a visit to Croatia of the delegation from the Canada- Egypt Business Council and the Egyptian Council for Sustainable Development this May. We wish that the prominent Egyptian businesspeople that are joining in the delegation the Chair of both Councils,

Mr. Moataz, have a nice, informative and fruitful trip to Croatia's capital- Zagreb.

The Canada- Egypt Business Council is one of the most distinguished business associations in Egypt, and the Croatian Embassy will be at its service in all activities that aim to contribute to the friendship and cooperation between the Republic of Croatia and the Arab Republic of Egypt.

With kind greetings,

Darko Javorski
Ambassador of Croatia

GENERAL OVERVIEW



LOCATION

Located in Central and Southeast Europe.



AREA

56,594 square kilometres and has diverse, mostly continental and Mediterranean climates.



CAPITAL

Zagreb is the capital and the largest city of the Republic of Croatia.



BORDERING COUNTRIES

Bordering Hungary to the northeast, Serbia to the east, Bosnia and Herzegovina to the southeast, Montenegro to the southeast, the Adriatic Sea to the southwest and Slovenia to the northwest.



FORM OF GOVERNMENT

Unitary parliamentary constitutional republic.



POPULATION

4.253 million (2013)



NATIONAL CURRENCY

Croatian kuna



GDP (2014)

57.87 billion USD (2013)



GDP PER CAPITA

13,607.51 USD (2013)



EXPORTS

Transport equipment, machinery, textiles, chemicals, foodstuffs, fuels.



CROATIA AGENDA

Zagreb, May 8–10, 2016

- Croatian – Egyptian Business Meeting with:
 - **Ms. Mirjana Turudić**,
Assistant Managing Director International Affairs,
Croatian Chamber of Economy
 - **Mr. Želimir Kramarić**,
Vice President Croatian Chamber of Economy
 - **H.E. Ms. Olfat Abdel Fattah Ahmed Farah**,
Ambassador of Egypt Croatia
 - **Ms. Emilija Vučinić-Margeta**,
Head of Department for Economic Bilateral Cooperation,
Ministry of Foreign & European Affairs, Republic of Croatia
- Presentation on “Business environment and investment opportunities in Croatia”
- B2B Meetings
- Visit to the Headquarters of DOK-ING Company in Zagreb
- Dinner in honor of the delegation at the Residence of the Ambassador of Egypt
- Meeting with H.E. Mr. Ivan Sertic, Assistant Minister of Economy
- Meeting with Ms. Maja Markovic Kostelec,
Director of Croatian Ship-owners’ Association “Mare Nostrum”
- Meeting with Mr. Joseph Gene Petric,
Assistant Minister of Foreign Affairs



GROSS DOMESTIC PRODUCT FLASH ESTIMATE

Quarterly Gross Domestic Product for Fourth Quarter of 2015

- According to the first estimate the quarterly gross domestic product for the fourth quarter of 2015 increased in the real terms by 1,9% as compared to the same quarter of 2014.
- First estimate shows that the gross domestic product increased in real terms by 1,6% in 2015, compared to 2014.

REGISTERED UNEMPLOYMENT RATE

The registered unemployment rate for March 2016 was 17,2%.

STATISTIC

GNP 89.76 billion \$ (2015. app.)

GNP growth -1,0% (2013.)

GNP per capita 20,873 \$ (2015.)

GNP per sector Agriculture (5%)
Industry (25.8%)
Services (69.2%) (2013.)

Inflation (IPC) 2.2% (2013..)

Powerty Range 20.5% (2013.)

Labor Force 1.37 million (2013)

Labor Force per profession agriculture (2.1%)
industry (29%)
services (69%) (2013.)

Unemployment rate 365.000, 22.4% (January 2014.)

Main Industry Chemical Industry, machine tools, metallurgy,
electronics, aluminum, paper, wood processing,
construction materials, textiles, shipbuilding, petroleum
and petroleum refining, food processing, tourism



TRADE

Export
12.37 billion \$ (2013.)

Export Goods
Transporation Means
Machines
Textile
Chemicals
Food
Fuel

Import
20.98 billion \$ (2013.)

Import Goods
Machines
Transprotation
Electrical Equipment
Fuel
Lubricants
Food

Main Export Partners

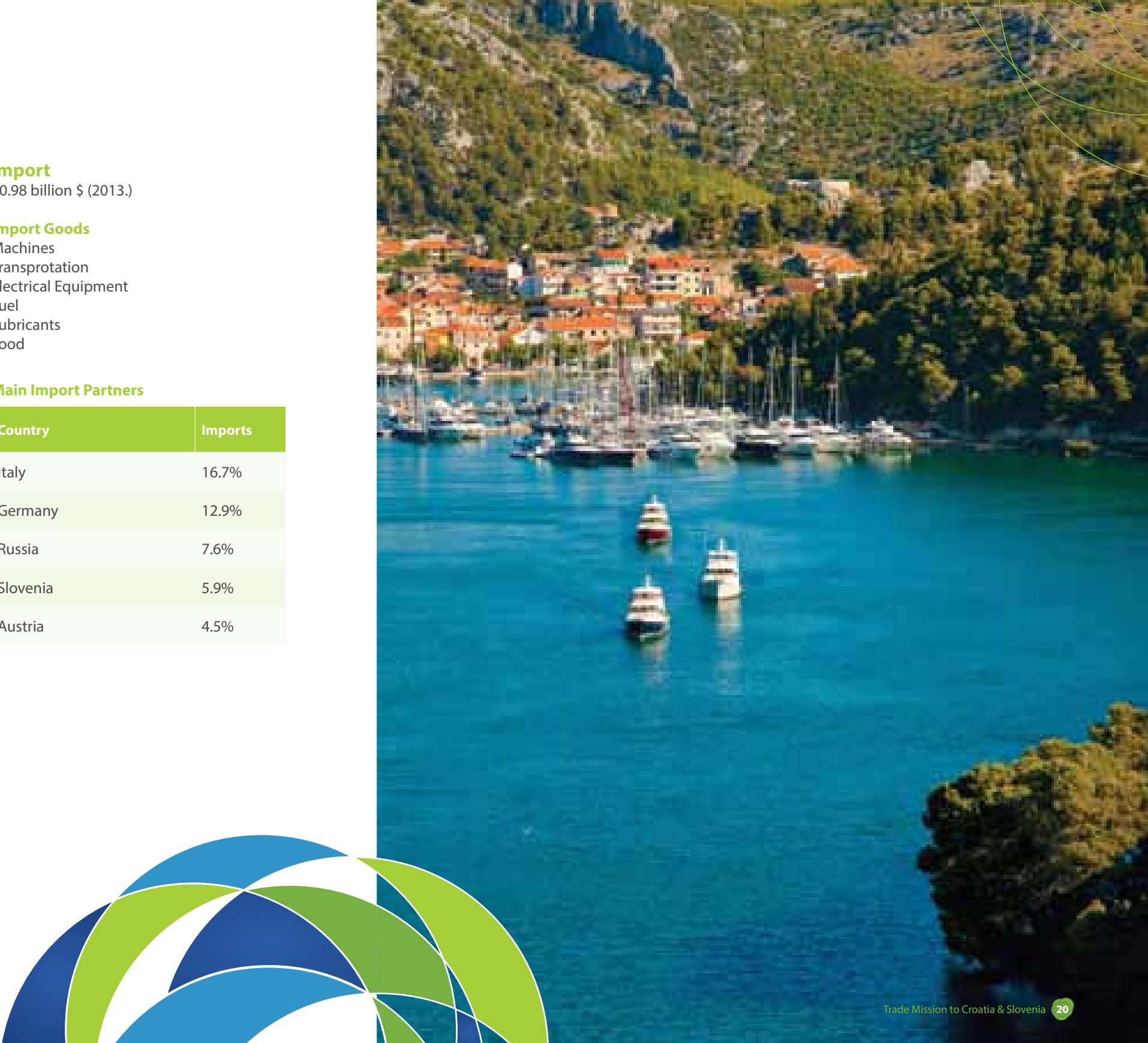
Country	Exports
Italy	14.9%
Bosna and Herzegovina	13.2%
Germany	10.6%
Slovenia	8.8%
Austria	6.8%

Main Import Partners

Country	Imports
Italy	16.7%
Germany	12.9%
Russia	7.6%
Slovenia	5.9%
Austria	4.5%

PUBLIC FINANCE

Public Debt	56.5% GNP (2013. app.)
Income	20.12 billion \$ (2014.)
Expenses	23.25 billion \$ (2014.)
Economic Aid	NO



AGRICULTURE

Croatian agriculture is defined by three different geographical and climate regions: lowlands in the north part of the land, under the influence of continental climate, the coastal area in the south part under the influence of the Mediterranean climate and mountainous area in the central part of the Croatia, and it allows the production of many agricultural products, from field and industrial crops to vineyards and both continental and Mediterranean fruits and vegetables. Low levels of pollution allows the development of organic farming. Self-sufficiency is achieved in the production of wheat and maize, and in the production of meat, poultry, eggs, honey and wine. Major agricultural products are cereals, tobacco, seeds, medicinal plants, tangerines, truffles and honey and imported citrus fruit, coffee, live cattle, hogs, soybeans, cocoa, non-seasonal fruit and vegetables and oilseeds.

Agriculture, forestry and fishing accounted for about 7.2% of Croatian GDP. In 2004 there were a total of 2.7 million hectares of agricultural land, of which 41% was arable land and gardens, 1.8% vineyards, 1.8% orchards and 0.6% olive groves, while the rest were meadows and pastures (54%). Of the 1.1 million hectares of arable land planted 1 million.

Nineties of the 20th century agriculture has recorded a significant decline in production, as a result of the war and the transition to a market economy. Since 1995 constantly increasing crop production, but livestock production is still 30% lower than in 1990.



INDUSTRY

The industry generates about fifth of Croatian GDP and employs about a quarter of the workforce. 83% of the industry makes the processing industry, and particularly the production of food and beverages, chemical products, and publishing and printing. In the past five years there has been the highest growth in gross value added mining, manufacturing and energy supply. 2005, industrial production grew 5% annually. Regardless of this gradual growth in recent years Croatia today achieves only 69 percent of its industrial GDP from 1989. Industrial production still at a level of 85 percent of those from 17 years ago.

Industrial production in Croatia in 2006 increased by 4.5 percent compared to 2005, but it is somewhat lower than in 2005, when the industrial production growth stood at 5.1 percent. Production of the most important, the manufacturing industry, which in the total industrial production with a share of about 82 percent, in 2006 it grew by 4.5 percent from a year earlier.

Data on industrial production in 2007, which is the period from January to the end of November rose by 5.9%, showing an acceleration of growth compared to the same period of 2006 (4.7%), and continued the trend of growth in overall construction activity, with a lower pace slowed due to the physical volume of construction works in ten months increased by 2.7% (2006 10.1%).

CROATIA-EGYPT RELATIONS

Egypt recognized newly independent Croatia on April 16, 1992, and the two countries established diplomatic relations on October 1, 1992. Croatia has an embassy in Cairo and an honorary consulate in Alexandria. The Cairo Embassy also officially handles the countries of Bahrain, Ethiopia, Yemen, Jordan, Qatar, Kuwait, Lebanon, Oman, Saudi Arabia, Syria, Sudan and the UAE, as well as Djibouti, Eritrea and Iraq in certain matters. Egypt has an embassy in Zagreb. Both countries are members of the Union for the Mediterranean.

SFR Yugoslavia maintained good relations with Egypt, especially through the Non-Aligned Movement. In the 1970s and 1980s numerous Croatian companies had Egypt and other Arab countries as a capital export market, including INGRA, and the Croatian authorities have been trying to re-create these opportunities with various investment-related activities. Numerous Croatian officials made official visits to Egypt. Croatian companies made some inroads in the Egyptian market, notably including an oil exploration concession for INA in 2002 that became significant in 2007.

- In 2005 & 2009: Former Croatian President Stjepan Mesic, visited Egypt to attend the Conference of the Non-Aligned movement.
- In 2007: Former Croatian Foreign and European Integration Minister H.E Mrs. Kolinda Grabar- Kitarovic visited Egypt.
- On 22-23 February 2010: The Minister of Trade and Industry met President of the Republic of Croatia Mr. Ivo Josipovic to the development of economic relations and trade between the two countries. Meetings were also held with H.E Minister of Economy and a business council meeting in which Egyptian and Croatian businessmen discussed ways of improving cooperation and establishing joint projects.
- On 13/10/2014: Foreign Minister Sameh Shoukry held a meeting with Croatia's First Deputy Prime Minister and Minister of Foreign Affairs Vesna Pusic over enhancing cooperation.
- On 7/8/2015: Foreign Minister Sameh Shoukry met his Croatian counterpart Vesna Pusic over security discussions.



COMMODITY EXCHANGE

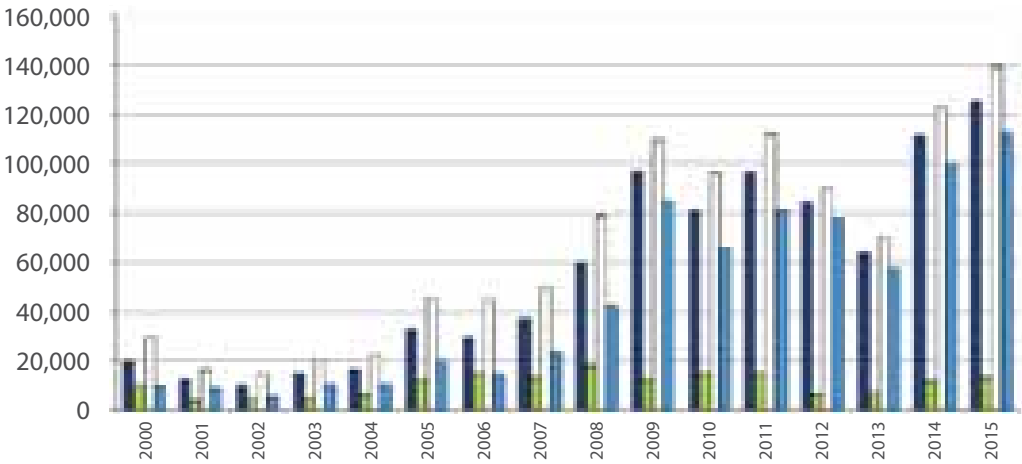
CROATIA - EGYPT

2000 - 2015

Trade Mission to Croatia & Slovenia				- in 000 USD
	EXPORT	IMPORT	TOTAL	SALDO
2000.	19,541	10,093	29,634	9,448
2001.	12,524	3,713	16,237	8,811
2002.	10,107	4,211	14,318	5,896
2003.	15,424	4,858	20,282	10,566
2004.	16,232	6,111	22,343	10,121
2005.	32,766	12,967	45,733	19,799
2006.	29,655	14,933	44,588	14,722
2007.	36,881	13,580	50,461	23,301
2008.	60,577	18,008	78,585	42,569
2009.	97,106	12,611	109,717	84,495
2010.	81,115	15,385	96,500	65,730
2011.	96,667	15,300	111,967	81,367
2012.*	84,244	6,146	90,390	78,098
2013.*	63,896	6,573	70,469	57,323
2014.*	111,645	11,828	123,473	99,817
2015.*	125,824	13,357	139,181	112,467

*Note: Calculation is done according to the new methodology, after the accession of Croatia to the EU

index 15./14.	112.7/112.9
---------------	-------------




EXPORT TOTAL
IMPORT SALDO

Source: State Bureau of Statistics
Edited: Croatian Chamber of Economy
International Relations Department

SECOND DESTINATION **SLOVENIA**





MESSAGE FROM THE AMBASSADOR OF SLOVENIA

Distinguished members of the Egyptian Council for Sustainable Development,

It gives me great pleasure to address you in view of your visit to Slovenia from 11 to 13 May 2016.

Since coming to Egypt I have realised that Slovenia is still a bit of a mystery within the Egyptian business community. Although our trade in goods and services is growing, its scope is limited to a rather narrow range of products, while investments are few and far between. I am here to help change that and to explore the full scope of our economic relations. In order to succeed, I need strong Egyptian partners. I found the perfect match in the ECSD.

Both our countries have a strategic location and still untapped development potential.

We have a lot to offer to each other and to gain and learn from one another. But first, we need to get to know each other. This was the purpose of your visit.

My aim was for you - some of the best Egyptian businessmen and businesswomen - to see the best Slovenia has to offer. During your three-day program you learned about Slovenian economy, its business environment and business opportunities in the fields of ICT, water management & environmental technologies, logistics, and wood processing. You met state officials and some of our best business people, as well as visited some of our most successful companies including the Port of Koper, a gateway for Egyptian exports to the markets of Central and Eastern Europe.

I hope that the weather allowed you to fully grasp the pristine beauty of Slovenia's nature and its medieval towns. We showed you some of our nicest spas in the hope that you will come back with your families and friends.

Upon your return, I will be eager to hear your impressions and your suggestions on how to work together for the benefit of both our countries.

Sincerely,

Tanja Miškova
Ambassador of Slovenia

GENERAL OVERVIEW



LOCATION

Located in Central and Southeastern Europe



AREA

20,273 km²



CAPITAL

Ljubljana is the capital and largest city of Slovenia.



BORDERING COUNTRIES

Bordering Italy to the west, Austria to the north, Hungary to the northeast, Croatia to the south and southeast, and the Adriatic Sea to the southwest.



FORM OF GOVERNMENT

Parliamentary Republic



POPULATION

2.06 million (2013)



NATIONAL CURRENCY

EURO (€)



GDP (2014)

23,289.34 USD (2013)



GDP PER CAPITA

23,289.34 USD (2013)



EXPORTS

Manufactured goods, machinery and transport equipment, chemicals, food.



SLOVENIA AGENDA

May 11-13, 2016

- Meeting with **Mr. Aleš Cantarutti**, State Secretary, Ministry of Economic Development & Technology of Slovenia
- Meeting with **Mr. Samo Hribar Milič**, General Manager, Chamber of Commerce & Industry of Slovenia
- SLOVENIA – EGYPT Business Forum & Presentation: **Mr. Ante Milevoj**, Director, International Relations Department, Chamber of Commerce
- Slovenian Business and Investment Climate Presentation: **M. Zoran Stamatovski**, Ph.D., Undersecretary, SPIRIT Slovenia – Slovenian Public Agency for Entrepreneurship, Innovation, Development, Investment
- Slovenian Business Opportunities Presentation: **Mr. Čedomir Bojanič**, President of the Slovenian Association of Port Logistics Providers and Director of Fining d.o.o.
- Water Management Presentation: **Ms. Alenka Mubi Zalaznik**, GreenEnvironmental Technologies Consortia (LIMNOS d.o.o., member), Coordinator
- ICT: APAI-CRVS Promoting the use of civil registration and vital statistics in support of good governance in Africa Presentation: **Mr. Janko Štefančič**, General Manager, Genis d.o.o.
- B2B Meetings
- Lunch, hosted by H.E. Youssef Mekkawy, Ambassador of Egypt to Slovenia
- Meeting with Mr. Janez Lenarčič, State Secretary, Office of the Prime Minister of Slovenia
- Meeting with Ms. Tadeja Forštnar Perklič, Advisor to Prime Minister for foreign affairs
- Meeting with Mr. Klemen Babnik, Advisor to Prime Minister for economy
- Meeting with Ms. Andreja Slomšek, Advisor to Prime Minister for international cooperation and diplomacy
- Field Trip and Presentation at PIPISTREL
- Field Trip and Presentation at DUOL



ECONOMIC INDICATORS

Slovenia's main macroeconomic aggregates in 2015 and IMAD Spring forecast for 2016

	2015	Spring forecast (March 2016)	
		2016	2017
GROSS DOMESTIC PRODUCT			
GDP, real growth, in %	2.9	1.7	2.4
GDP in EUR m, current prices	38,543	39,598	39,613
EMPLOYMENT, EARNINGS AND PRODUCTIVITY			
Employment according to the SNA, growth in %	1.4	0.9	0.9
Number of registered unemployed, annual average, in '000	112.7	107.4	101.0
Registered unemployment rate, in %	12.3	11.7	11.0
ILO unemployment rate, in % (EUROSTAT)	9.0	8.6	8.1
Gross earnings per employee, real growth, in %	1.2	2.0	0.7
- private sector activities	1.0	0.9	0.5
- public sector activities	1.7	3.8	1.1
Labour productivity (GDP per employee), real growth in %	1.4	0.8	1.5
EXTERNAL TRADE			
Exports of goods and services, real growth, in %	5.2	3.7	4.8
Exports of goods	5.1	3.5	4.9
Exports of services	5.4	4.3	4.2
Imports of goods and services, real growth, in %	4.4	3.0	5.1
Imports of goods	4.9	2.9	5.3
Imports of services	1.8	3.7	4.3

	2015	Spring forecast (March 2016)	
		2016	2017
BALANCE OF PAYMENTS STATISTICS			
Current account BALANCE (EUR mrd)	2,81	2,96	2,75
- as a % of GDP	7.3	7.5	6.8
External balance of goods and services (EUR mrd)	3,66	4,16	3,84
- as a % of GDP	9.5	10.5	9.5
DOMESTIC DEMAND			
Domestic consumption, real growth, in %	2.1	1.0	2.3
of which:			
Private consumption	2.1	1.0	2.3
Government consumption	2.1	1.0	2.3
Gross fixed capital formation	2.1	1.0	2.3
Change in inventories, contribution to GDP growth, in percentage points	2.1	1.0	2.3
EXCHANGE RATES AND PRICES			
USD/EUR exchange rate	1.110	1.111	1.114
Real effective exchange rate – CPI deflator	-3.8	-0.1	-0.4
Inflation (Dec/Dec)	-0,5	0.6	1.2
Inflation (annual average)	-0,5	-0.3	1.3
Oil price (Brent crude, USD/barrel)	52.4	35.0	41.5

Source: year 2015 SURS, BoS, ECB, EIA; years 2016–2017 IMAD forecasts.

GDP

GDP in 2015 amounted to EUR 38,543 million (current prices) and according to 2014 has increased for 2.9 %. The recovery of economic activity continued in 2016. IMAD Spring forecast for GDP growth in 2016 is 1.7 % and in 2017, 2.4 %.

In 2016, economic trends will be impacted particularly by the relatively moderate growth of foreign demand, significant changes in the dynamics of investment growth after the expiry of access to EU funds under the previous financial perspective, and a further strengthening of private consumption. Household consumption growth will mainly be boosted by the continuation of positive labour market developments and the relatively high level of consumer confidence.

EXTERNAL TRADE

In 2015, Slovenian export companies maintain their competitive position and together with strong foreign demand Slovenian export increased by 5.2 %. According to IMAD Spring forecast export growth continues in 2016 with a slightly lower rate (3.7 %). This year it will also be affected by a smaller positive contribution of increased car sales abroad.

In 2015 Slovenia also recorded high growth of import (4.4 %) and with a slightly lower rate growth will continue in 2016 (3.0 %).

Growth of exports of goods has been accelerated mainly due to growth of exports to the EU, growth has also continued to Western Balkans countries. In 2015 the total export of goods directed to the EU amounted to 76.9 % and the import 80.6 %.

EMPLOYMENT AND UNEMPLOYMENT

Employment, which started to pick up at the end of 2013, has increased for 1.4 % in 2015. According to IMAD Spring forecast employment will further increase this year, but its growth will be lower (0.9 %).

During 2015, the number of unemployed steadily decreased. Number of unemployed people in 2015 was approx. 112 thousand (8 thousand less than in 2014), registered unemployment rate was 12.3 % (ILO unemployment rate stood at 9.0 %).

Unemployment will continue to fall in 2016 (107 thousand persons) and 2017 (101 thousand persons), mainly because fewer people will lose jobs for business reasons and company bankruptcies. Furthermore, according to demographic projections, the sizes of the generations entering the labour market will be smaller.

INFLATION

In 2015, deflation was recorded for the first time since independence (-0.5 %) and was mainly impacted by a significant decline in commodity prices, particularly oil. Particularly lower energy prices will also have a decisive impact on inflation in 2016 and the year as a whole will again record deflation (- 0.3 %). Renewed overall consumer prices growth is expected in 2017, but it will remain relatively low (1.3 % in the year as a whole).



SLOVENIA–EGYPT RELATIONS

Attached with special relations, Cairo was chosen to be the headquarters to the only Slovenian diplomatic representation in the Arab region and Africa, the opening of the Slovenian Embassy in Cairo took place in 1993, as well as a presidential decree issued to open an Egyptian mission in Slovenia, in 2007 a presidential decision was made to upgrade the Egyptian diplomatic representation in Ljubljana that embassy headed by an Ambassador, as one of the most positive developments in relations between the two countries.

From 27 and 28 May 2010

A delegation of senior officials of the Ministry of Health visited Slovenia, headed by Assistant Minister of Health for medical treatment Nasser Rasmy to discuss aspects of joint cooperation and the first meeting of the Steering Committee, the joint activation of the Memorandum of Understanding signed during the visit of the Prime Minister of Slovenia to Egypt in the last 15/12/2009.

From 7 to 8 May 2010

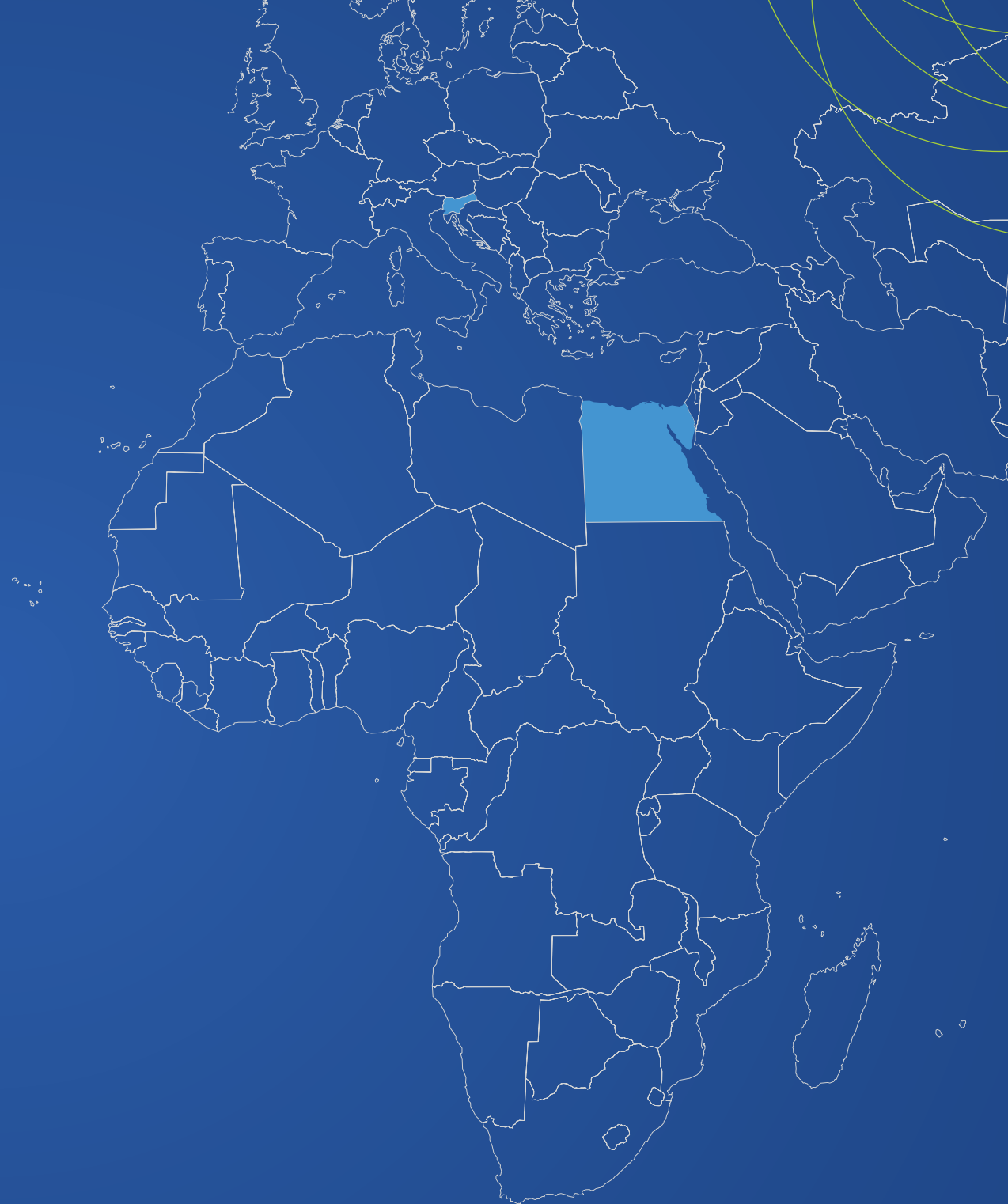
Head of the Foreign Cultural Relations sector in the ministry of Culture Hossam Nassar visited Slovenia to activate and promote cultural relations between the two countries agreed to establish a Slovenian Cultural Week in Egypt in February 2011, to be followed by a similar Egyptian cultural week in Slovenia during the autumn of 2011 under the auspices of the Ministries of Culture in both countries.

From 13 to 18 March 2010

The representatives of the Slovenian Ethnographic museum visit to Egypt to discuss the details, the logistics of the idea of an exhibition for the Pharaonic amulets in Ljubljana in September 2011.

On 19 June 2014


President Abdel-Fattah El-Sisi received congratulatory cables from Slovenian President Borut Pahor for assuming his new post as the president of Egypt.



EXPORT-IMPORT FROM SLOVENIA TO EGYPT

2010-2015

2010		
EXPORT	IMPORT	TOTAL
44961	49606	94567
2011		
EXPORT	IMPORT	TOTAL
35911	16105	52016
2012		
EXPORT	IMPORT	TOTAL
40035	16928	56963
2013		
EXPORT	IMPORT	TOTAL
29745	31193	60938
2014		
EXPORT	IMPORT	TOTAL
36294	42892	79186
2015		
EXPORT	IMPORT	TOTAL
43033	42660	85693



PORT OF KOPER KEY FACTS

- Established in 1957
- Public limited company listed on the Ljubljana stock exchange.
- 1st largest container terminal in Adriatic.
- 2nd largest car terminal in Mediterranean.
- Maritime throughput in 2015: 20,7 million ton.
- Container throughput in 2015: 790.734 TEU(Max capacity of the port is 950,000 TEUs and will be increased to 1,3 Million TEUs)
- 1000 employees in the Luka Koper Group.
- Gateway to Central and Eastern Europe: The rail and road “highway” connections allows the goods to be shipped in 1-2 days to hinterlands surrounding Slovenia such as : Germany “Munchen”, Hungary “Budapest”, Sarjevo “Bosnia”, Czech Republic “Prague”, Croatia “Zagreb”, Slovakia “Bratislava”, Austria “Vienna”, Italy “Milano”, and Serbia “ Belgrade”, Cities which are of average 400-500 KM away from Koper port.
- Modal split: Rail 56%, Transshipment 6%, and Road 38%.
- Phytosanitary inspection at the reefer terminal which is used mainly for fruits, vegetables, and pharmaceuticals.
- Growth Rate in terms of TEUs in 2015 is 17% Vs-2.6% E.U average.
- Main Shippers using the line: MAERSK, CMA CGM, MSC IINE, EVERGREEN , COSCO, HANJIN SHIPPING, ZIM, and HAPAG LLOYD.
- Railway performance: 11 arrivals and 11 departures per day.
- Regular Railway to Germany, Czech Republic, Hungary, Slovakia, Serbia, Austria, and Poland.
- New direct container services from / to Far East, Middle East & Red Sea.
- Fast entry of goods from to Koper to EU and Eastern Europe:
 - Rotterdam: 1 Day
 - London: 2 Days
 - Frankfurt : 1 Day
 - Milano: 0.5 Day
 - Belgrade: 1 Day
 - Budapest: 1 Day
 - Vienna: 0.5 Day
 - Prague: 1 Day
 - Berlin: 1 Day
 - Warsaw: 2 Days
 - Copenhagen: 2 Days
 - Moscow: 4-5 Days

Shipping from Egypt to Koper:

- First Shipment was in 1982 of Nile Mandarin to Germany via Koper.
- Average Transit Time from Egypt to Koper – Solvenia: 3-6 Days
- Egyptian Exports via Koper were 520,000 Tons in 2015 compared 280,000 tons in 2014 composed mainly of : fruits and vegetables, salt , electronics, plastic, and readymade garments.
- Egyptian Imports via Koper were roughly 300,000 tons compared to 330,000 tons in 2014 composed mainly of : Paper, Cellulose, fire – safe bricks, electronics, plastic foil and apples.

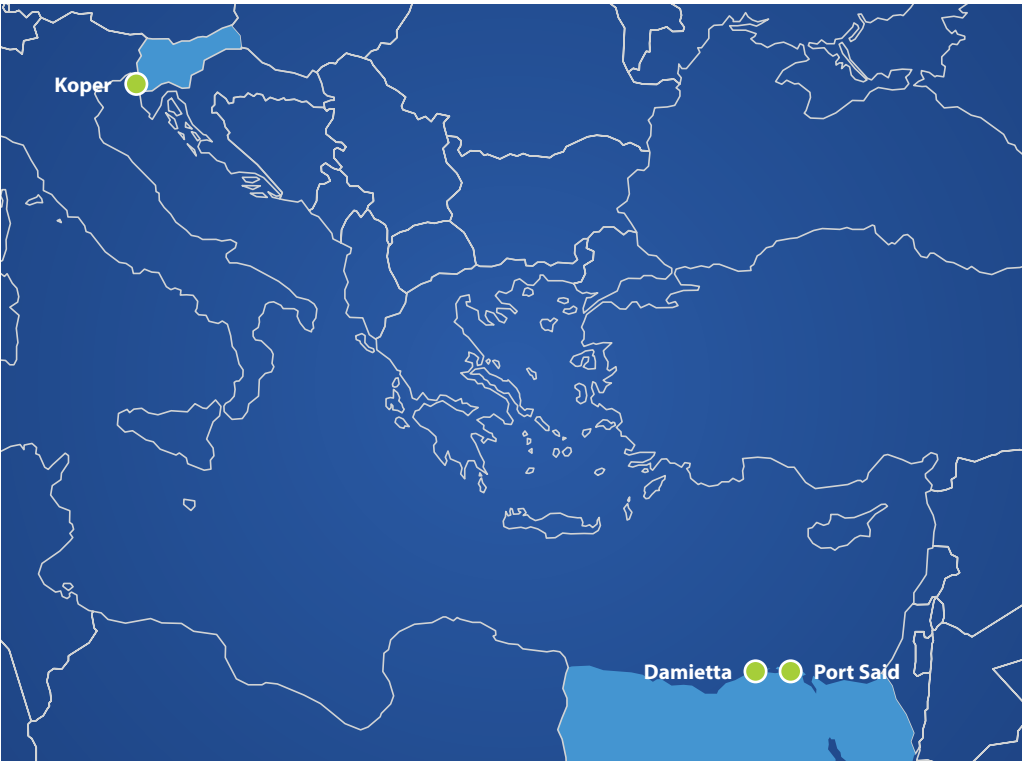
- The New direct container service to the Middle East is managed by 3 major alliances:
 1. **2M Alliance:** MAERSK Line + MSC
 2. **Ocean 3 Alliance:** CMA- CGM, CSCL, UASC (Koper as first and last port of call)
 3. **CKYHE Alliance:** COSCON, “K”line. Yang Ming, Hanjin and Evergreen line + MOL
- Egypt is a major recipient of reefer containers from Koper Port.
- There are many success stories of Egyptian exporters (especially fruits and vegetables) who found Koper’s service and connectivity to Europe to suit them best (520,000 tons Egyptian exports in 2015 Vs. 120,000 tons in 2010)
- The Direct container service Egypt- Koper is handled as shown in **the following attachements.**

Hapag-Lloyd

ADX weekly service



From Port Said	To Koper	5-6 Days
From Damietta		4 Days
From Koper	To Port Said	7 Days
	To Damietta	7-8 Days
From Port Said	To Koper Directly <i>in season of grapes</i>	5 Days
From Damietta		3 Days

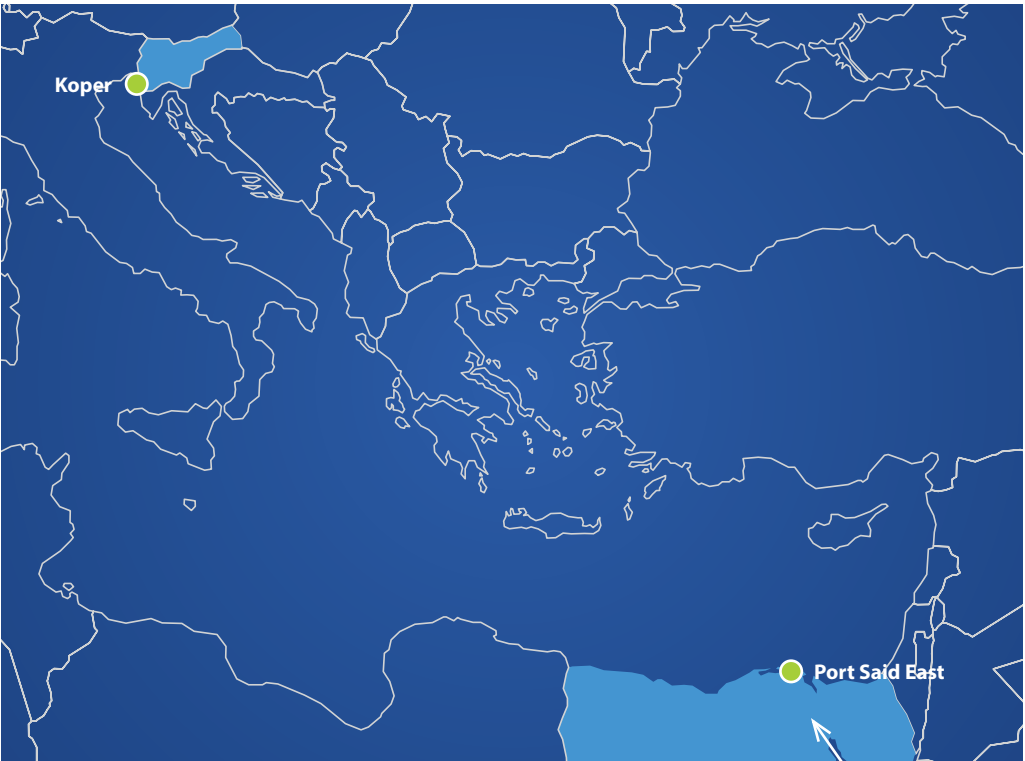


Maersk Line/Seago, MSC

Part of the Asia-Europe service operated by 2M



From Port Said East	To Koper	5 Days
From Koper	To Port Said East	8 Days

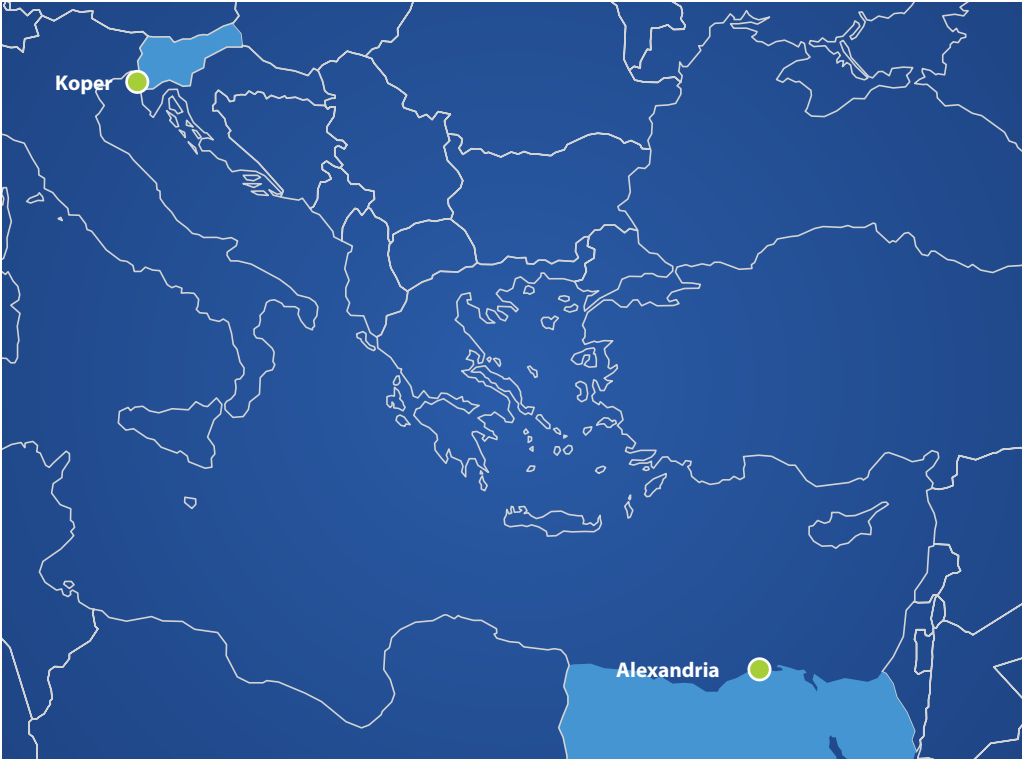


Maersk Line/Seago, MSC

Intramed service



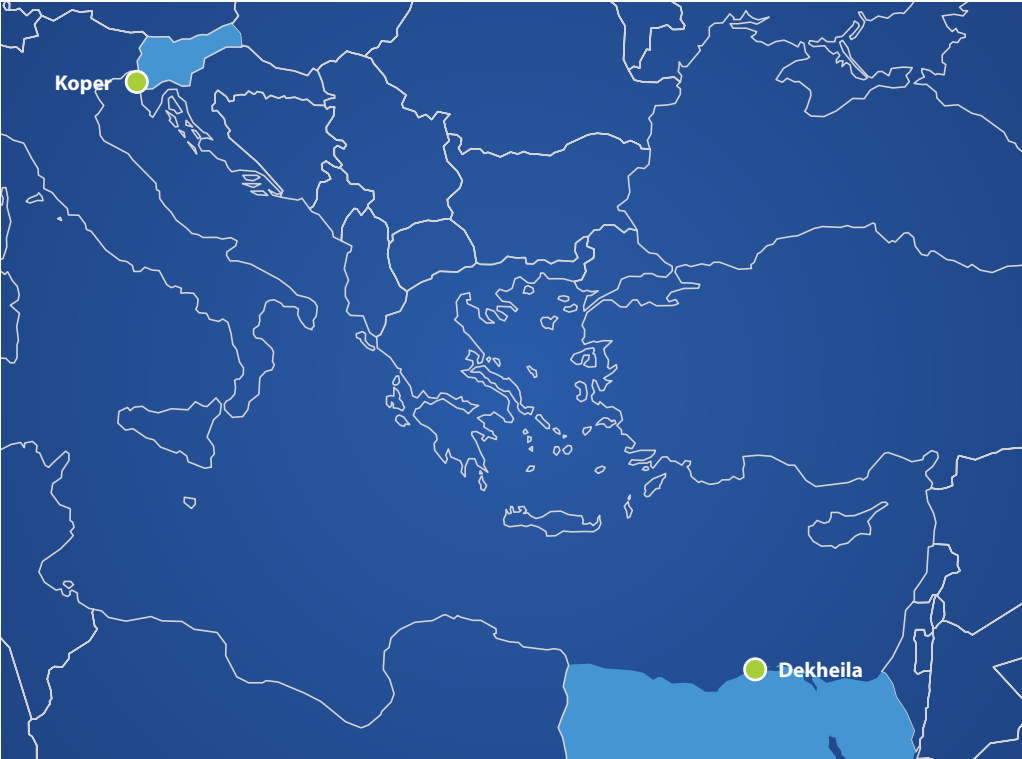
From Alexandria	To Koper	7 Days
From Koper	To Alexandria	16 Days



ZIM



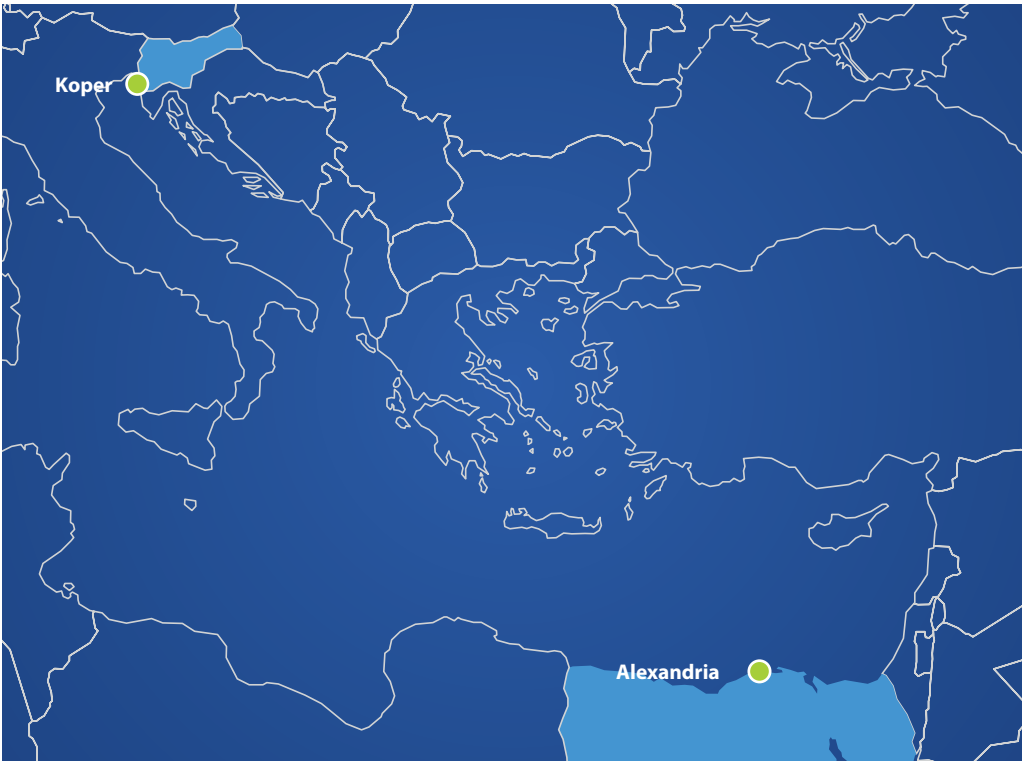
mid May/ end of June	Expected from Dekheila (Alexandria)	To Koper Directly <i>in season of grapes</i>	3 Days
-------------------------	---	--	--------



Cosco - IAS service



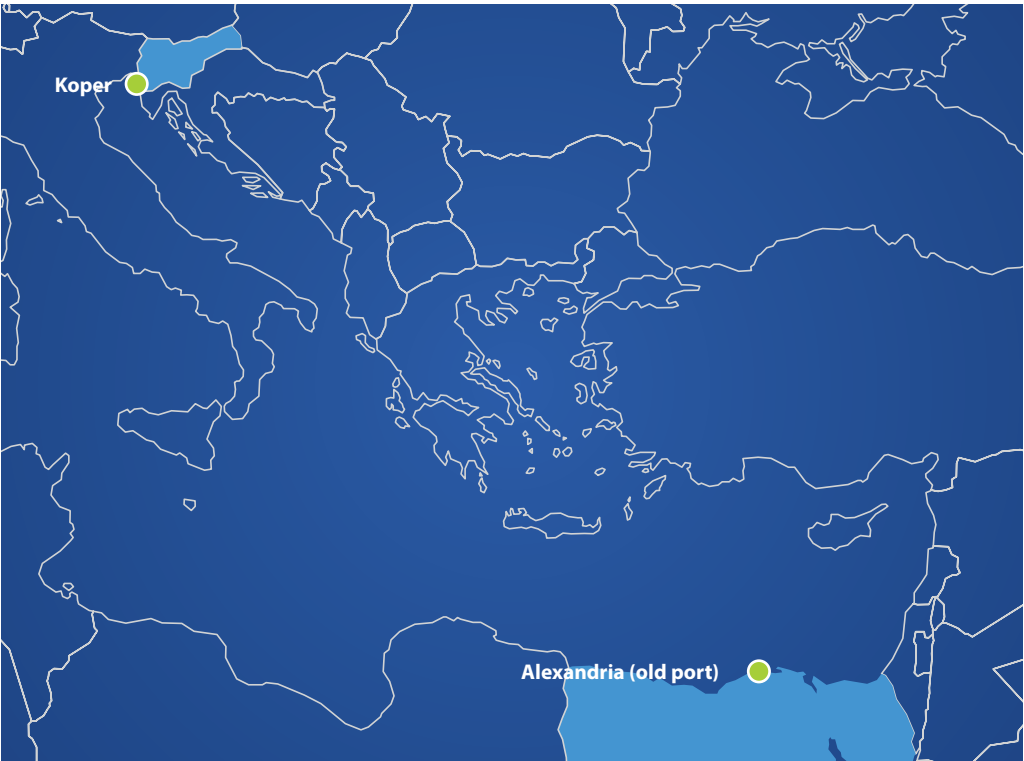
From Alexandria	To Koper	6 Days
From Koper	To Alexandria	7 Days



Arkas - Tarros




From Alexandria (old port)	To Koper	8 Days
From Koper	To Alexandria (old port)	16 Days



PARTICIPANTS



Eng. Motaz Raslan
Chairman
*Egyptian Council for
Sustainable Development*




Eng. Mina Morcos
Chairman
*EBKOT for Development
and Tourism*



Dr. Muhammad Zaher
President
*Quartz Core for
Mineral Resources*



Dr. Sherif El- Gabaly
Chairman
Polyserve Company



Mr. Amr Adel
Commercial Attache`
*Egyptian Ministry of
Trade & Industry*



Ms. Rasha Kamal
Executive Director
*Egyptian Council for
Sustainable Development*



Dr. Wafik Makawy
Orthopedics Surgeon

PARTICIPANTS COMMENTS



Eng. Mina Morcos
Chairman
EBKOT for Development and Tourism

"It is very important to identify new and non-traditional business markets. The experience of visiting countries like Croatia and Slovenia was very beneficial. The feedback we received from members of the business community as well as from the high officials we met was very warm and encouraging especially with the great interest in the Egyptian market that has been shown and discussed.

I was impressed with available opportunities of cooperation in the fields of mining and mines fields' detection, as well as the new introduced surface booming techniques industry, which can be easily used and transferred to Egypt.

We are looking forward to complete the discussions we started with the potential business counterparts we met about joint cooperation in the coming period, we also have arranged for follow up visits to Egypt to complete what we have started and take it to a step forward.

I believe that this visit will open new horizons for cooperation between our countries, and give a push to seriously make use of the opportunities available in both countries, especially that they are virgin markets and very promising markets."



Dr. Muhammad Zaher
President
Quartz Core for Mineral Resources

"I consider Slovenia as one of the main eastern gates for trade to Europe, there you can find ports which transmits trade to about 12 European countries directly, so for me, it was a very important and interesting visit. I see that the investment opportunities there would match with the opportunities that we are looking for, and contacts have already been established with some of the companies we visited which are of interest to my business.

I was impressed with the fact that Slovenia has a strong economy and is playing an important role compared to its size and population and I think that the most important opportunities could be found in fields of tourism.

We have had meetings with several companies, and I am intending to resume what we started and make use of the available opportunities. In general the trip was of great success and there is optimism with regards to the role that could be taken in terms of the development of trade relations between Egypt and those countries.....to me it was one of the best trade missions I have participated in."



Mr. Amr Adel
Commercial Attache`
Egyptian Ministry of Trade & Industry

"Very successful trip, its most important characteristic was targeting those non-traditional markets that can possibly contribute to the diversity of Egypt's trading partners, especially since there are many of the same technological components and high promising industries which represent promising opportunities to attract foreign investments to Egypt.

I really admired the fact that these countries do not rely in their economies on multinational or large-sized companies, but also on medium-sized businesses, and during the visit we have visited specialized companies in the shipbuilding industry, which in return we have offered them to visit the economic zone in the new Suez Canal, to study the possibilities and opportunities for investment and the possibility of forming a kind of a consortium to offer their services from shipbuilding and the transfer of expertise in this area of transport services.

The trip is a very successful one, I wish to pay tribute to the efforts exerted by ECSD towards introducing those non-traditional markets, to explore opportunities and find ways and means to increase the development of trade with them, and I hope that the Council resumes these efforts in new missions to come, and maybe heading to Africa."

MEDIA COVERAGE



World Akhbar العالم اليوم ص ٣ التاريخ ٢٠١٦-٥-٤



Almasry Alyoum المصري اليوم التاريخ ٢٠١٦-٥-٤



Almogaz

الموجز التاريخ ٢٠١٦-٥-٤



Akhbar Elyom

اخبار اليوم ص ٧ التاريخ ٢٠١٦-٥-٧



Al-Ahram

الاهرام ص ١٥ التاريخ ٢٠١٦-٥-٧



CROATIA PHOTO GALLERY



Pictures 1,2
Meeting with Mr. Želimir Kramarić, Vice President of the Croatian Chamber of Economy

Pictures 3
Eng. Motaz Raslan, Chairman, ECSD, H.E. Amb. Olfat Farah, Ambassador of Egypt to Croatia

Pictures 4,5
Presentation at the Croatian Chamber of Economy



Pictures 6,7,8,9
B2B Meetings

Pic. 10,11,12
Presentation and field trip at DOK-ING Company






13

Pictures 13
Gathering at the residence of H.E. Amb. Olfat Farah, Ambassador of Egypt to Croatia

Pictures 14,15
Meeting with H.E. Mr. Ivan Sertic, Assistant Minister of Economy




14



15




16



17

Pictures 16,17
Meeting with Meeting with Ms. Maja Markovic Kostelec, Director of Croatian Ship-owners' Association "Mare Nostrum"

Pictures 18,19,20
Meeting with Mr. Joseph Gene Petric, Assistant Minister of Foreign Affairs Croatia



18



19



20

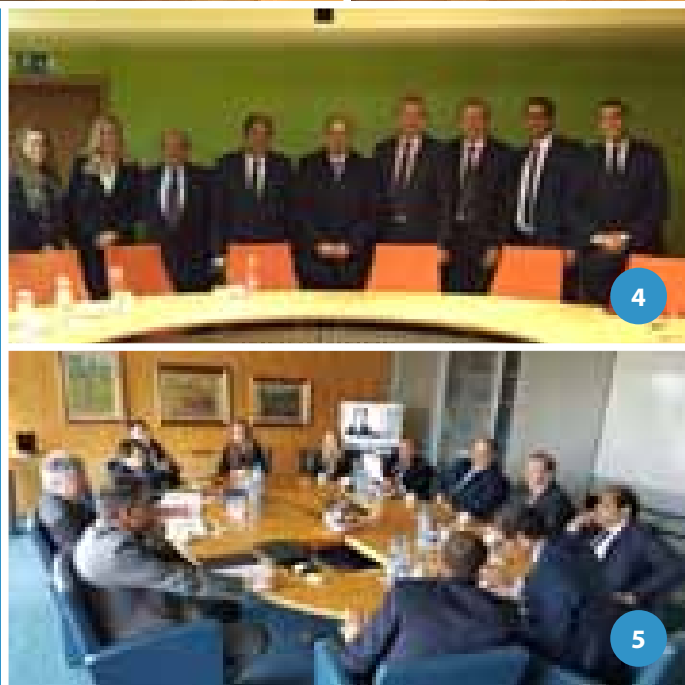
SLOVENIA PHOTO GALLERY



Pictures 1,2,3
Meeting with Mr. Aleš Cantarutti, State Secretary, Ministry of Economic Development and Technology of the Republic of Slovenia.


Pictures 4
Mr. Mr. Aleš Cantarutti, Eng. Motaz Raslan, Amb. Youssef Mekawy, Ambassador of Egypt to Slovenia in a group picture with the delegates

Pictures 5
Meeting with the President of the Slovenian Chamber of Industry



Pictures 6,7
Presentation at the Slovenian Chamber of Industry

Pictures 8,9,10,11,12
B2B Meetings






13



14



15



16



17

Pictures 13,14,15,16,17
Meeting with Mr. Janez Lenarčič, State Secretary, Office of the Prime Minister of the Republic of Slovenia



18



19



22



22



20

Pictures 18,19,20
Presentation and field trip at Pipistrel Slovenia

Pictures 21.22
Presentation and field trip DUOL Slovenia

